



Tin whistle tabs for: Tam Lin (The Glasgow Reel)

Genre: irish




A diagram for the first line of a tin whistle tab. It consists of a 5x10 grid of circles representing the whistle's keys. Black circles indicate keys to be pressed, and white circles indicate keys to be held open. The pattern of black circles corresponds to the notes: f#, b, f#, D, f#, b, f#, g, b, g, D, +, g, b, g, a, c#, a, D, +, a, c#, E, D, c#, b, a, f#, b, b, a.

f# b f# D f# b f# g b g D + g b g a c# a D + a c# E D c# b a f# b b a




A diagram for the second line of a tin whistle tab. It consists of a 5x10 grid of circles representing the whistle's keys. Black circles indicate keys to be pressed, and white circles indicate keys to be held open. The pattern of black circles corresponds to the notes: f#, b, f#, D, f#, b, f#, g, b, g, D, +, g, b, g, a, c#, a, D, +, a, c#, E, D, c#, b, a, f#, b, b.

f# b f# D f# b f# g b g D + g b g a c# a D + a c# E D c# b a f# b b



A diagram for the third line of a tin whistle tab. It consists of a 5x10 grid of circles representing the whistle's keys. Black circles indicate keys to be pressed, and white circles indicate keys to be held open. The pattern of black circles corresponds to the notes: B, +, #, f#, D, +, #, b, #, B, +, #, f#, D, +, #, b, #, A, +, E, +, E, c#, E, +, E, A, +, E, +, E, A, B, +, #, A, +.

B + # f# D + # b # B + # f# D + # b # A + E + E c# E + E A + E + E A B + # A +



A diagram for the fourth line of a tin whistle tab. It consists of a 5x10 grid of circles representing the whistle's keys. Black circles indicate keys to be pressed, and white circles indicate keys to be held open. The pattern of black circles corresponds to the notes: B, +, #, f#, D, +, #, b, #, B, +, #, f#, D, +, #, b, f#, g, f#, g, a, b, c#, D, +, b, c#, a, f#, b, b.

B + # f# D + # b # B + # f# D + # b f# g f# g a b c# D + b c# a f# b b